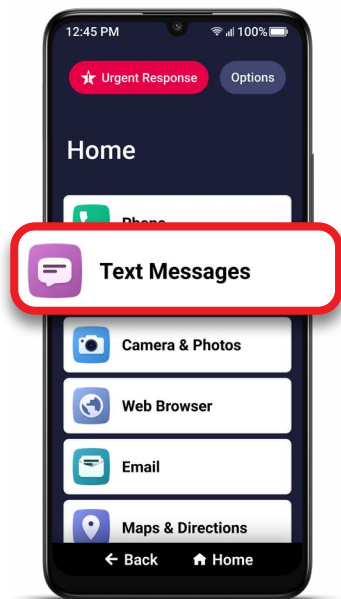
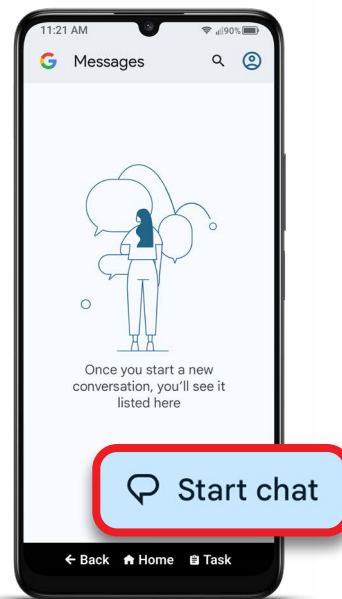


Getting Started

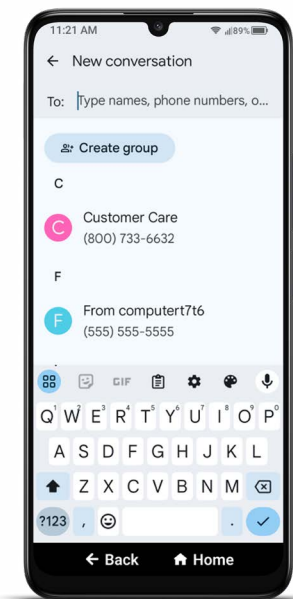
How to Send a Text Message



- 1 On the Home screen, TAP **Text Messages**.



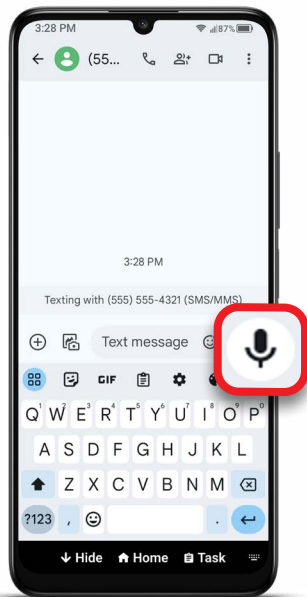
- 2 On the Messages screen, TAP **Start chat**.



- 3 Type a phone number or select a contact. You have the option to add more than one recipient.

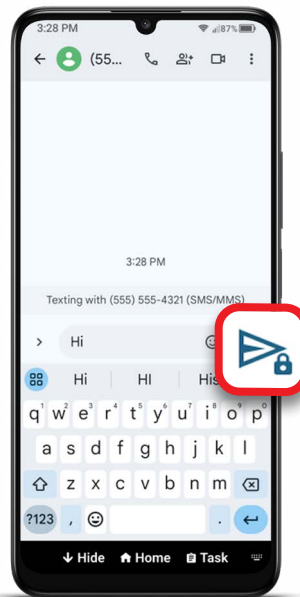
Getting Started

How to Send a Text Message (cont.)

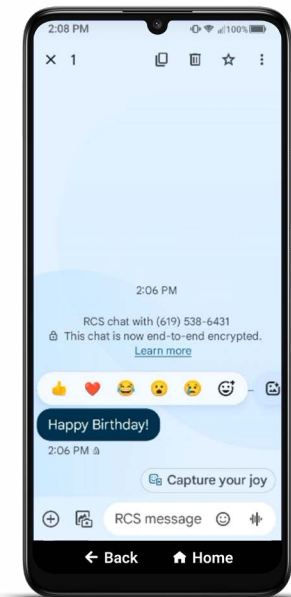


- 4** Compose your text message using the keyboard or with **Voice Typing**.

For information about voice typing, see “Voice Typing” in Section 2: Learning the Basics of your user guide



- 5** TAP  to send your message.



NOTE: If the background turns blue, it means your recipient's phone allows emoji reactions on their messages. To select an emoji reaction for a text, PRESS and HOLD your finger on the text message then TAP the desired emoji from the hovering list.